





Musical Mingle Protocol Anchor Chart

Note to Teachers: Create this anchor chart on chart paper.

Listen for the music.	
When you hear the music, move or gently dance around the room and find a group of three others to hold hands with to form a circle.	
Once your circle has formed, walk in a circle holding hands until the music or song ends.	
Stop and drop hands when the music ends.	

Musical Mingle Protocol Anchor Chart (continued)

Listen for a prompt to discuss with your group.



Have a conversation with the people in your group.



Raise your hands to show that everyone has had a turn to talk.

